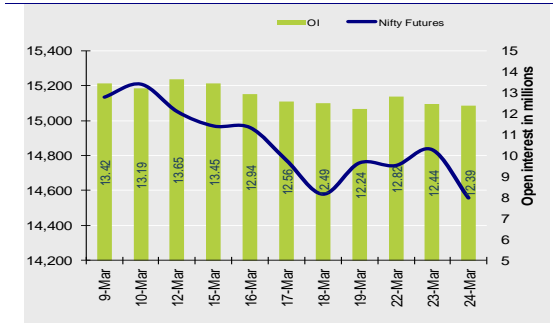


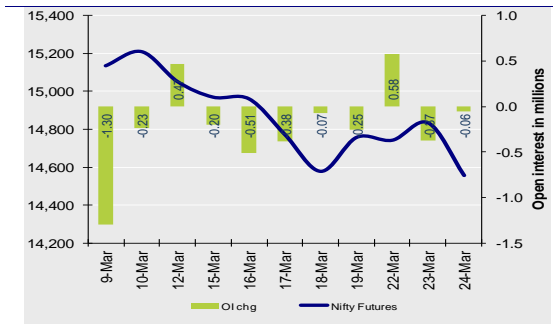
Nifty Snapshot

	Close	Prv Cl.	Ab chg	% chg
Spot	14,549.4	14,814.7	-265.35	-1.79
Futures	14,555.3	14,832.9	-277.60	-1.87
OI (ml shr)	12.39	12.44	-0.06	-0.45
Vol (lots)	262863	250621	12242	4.9
COC	5.90	18.15	-12.25	-67.5
PCR-OI	0.97	1.24	-0.27	-21.8

Nifty Futures Price v/s OI



Nifty Futures Price v/s Change in OI



Institutional Activity in previous trading session

(in Rs cr.)	Buy	Sell	Net
Index Futures	7926.47	9603.38	-1676.91
Index Options	512596.00	509578.57	3017.43
Stock Futures	26171.64	26898.25	-726.61
Stock Options	10337.12	10263.15	73.97
FII Cash	5,577.51	7,529.41	-1,951.90
DII Cash	5,581.34	4,968.54	612.80

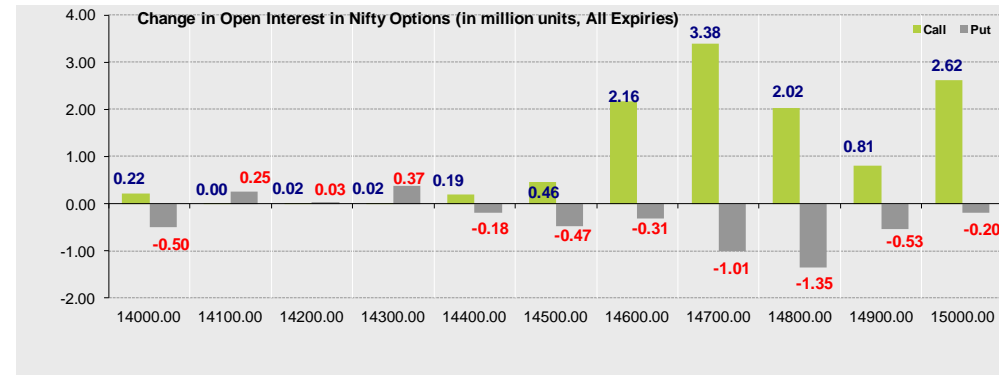
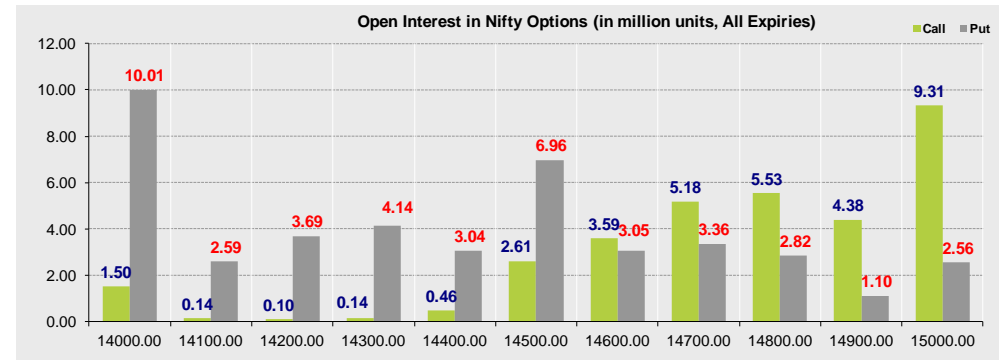
Net FII Activity (in Rs cr.)

Date	Idx Fut	Stk Fut	Idx Opt	Cash
24-Mar	-1676.9	-726.6	3017.4	-1952
23-Mar	440.0	50.9	258.4	-108
22-Mar	-18.0	275.3	1361.0	-787
19-Mar	1507.0	1496.2	1036.7	1418
18-Mar	361.3	859.3	7157.5	1258
17-Mar	-6.1	-53.3	652.3	2626

Market Summary:

- Indian markets closed on a negative note where selling was mainly seen in Banking, Cement, Realty sectors. Nifty March Future closed at 14555.3 (down 277.60 points) at a premium of 5.90 pts to spot.
- FII were net sellers in Cash to the tune of 1952 Cr and were net sellers in index futures to the tune of 1676.91.98 Cr.
- India VIX increased by 8.66% to close at 22.46 touching an intraday high of 22.69.

Open Interest in Nifty Options:



- The above second chart shows previous trading day's change in Nifty options where Addition in OI were seen in 15000, 14800, 14700, 14600 strike Calls while liquidation was seen at 14900, 14800, 14700 strike Puts indicating neutral to bearish undertone in the market for the day.

- Highest OI build-up is seen at 15000 strike Call and 14000 strike Put, to the tune of 9.31mn and 10.01mn respectively.

Outlook on Nifty:

- Index is likely to open on a flattish note today and is likely to remain cautious during the day.

Technical Pivot (Intraday):

	S2	S1	PIVOT	R1	R2
NIFTY	14390	14475	14620	14700	14845
BANKNIFTY	32780	33070	33545	33830	34305

Volume Buzzers (Contract wise)

Symbol	Current Volume	Volume Change	Price Chg	One Month Avg
AARTIIND	2584	326%	2.3%	371
SAIL	365	197%	-2.6%	1790
ALKEM	772	123%	-1.1%	402
LTI	1094	96%	-1.9%	1140
CUB	1256	73%	-3.1%	867
SUNTV	2407	66%	-2.9%	2126
MINDTREE	2583	52%	-1.5%	1920
HDFCAMC	1357	44%	-1.7%	894
BHARATFOR	2804	41%	-2.5%	2777
NAVINFLUOR	634	39%	-2.4%	467

Stock Ideas

- ITC & RELIANCE calls of strike 230 & 2100 respectively were amongst the most active Calls whereas ITC & RELIANCE puts of strike 210 & 2000 respectively were amongst most active Puts.
- AARTIIND & MARICO are likely to show good strength whereas APLLTD & LICHSGFIN are likely to show weakness in today's trading session.

(Price is in Rs; OI is in million units; Price chg and OI chg are in percentage) **NB RESEARCH**

Fresh Longs seen in:

Script	Price	Price chg	OI	OI Chg
AARTIIND	1322.7	2.3	0.5	14.0
ASIANPAINT	2442.6	1.2	5.7	1.4
CIPLA	790.2	1.6	11.3	1.2

Fresh Shorts seen in:

Script	Price	Price chg	OI	OI Chg
APLLTD	936.4	-0.1	0.5	59.4
PFIZER	4472.6	-1.0	0.1	10.3
NTPC	106.3	-2.4	83.8	9.7

Short Covering seen in:

Script	Price	Price chg	OI	OI Chg
MARICO	401.2	0.2	7.3	-8.2
POWERGRID	221.0	0.5	15.0	-7.7
MGL	1160.3	0.1	1.2	-0.8

Long Unwinding seen in:

Script	Price	Price chg	OI	OI Chg
LICHSGFIN	409.0	-2.5	6.8	-14.1
BRITANNIA	3538.5	-0.8	2.1	-11.9
TVSMOTOR	566.1	-2.1	3.4	-11.5

Technical Pivot (Intraday):

Script Name	S2	S1	PIVOT	R1	R2
AARTIIND	1231	1277	1340	1386	1450
APLLTD	919	927	936	945	954
MARICO	393	397	401	405	409
LICHSGFIN	400	404	412	417	425

FROM THE EQUITY DERIVATIVE DESK:

NIRAV HARISH CHHEDA
SENIOR DERIVATIVES AND TECHNICAL ANALYST
E-Mail: nirav.chheda@nirmalbang.com
Tel no: 6273-8199/8000

AMIT BHUPTANI
DERIVATIVES AND TECHNICAL ANALYST
E-Mail: amit.bhuptani@nirmalbang.com
Tel no: 6273-8242/8000

Disclaimer

Nirmal Bang Securities Private Limited (hereinafter referred to as "NBSPL") is a registered Member of National Stock Exchange of India Limited, Bombay Stock Exchange Limited and MCX stock Exchange Limited. We have been granted certificate of Registration as a Research Analyst with SEBI. Registration no. is INH000001766 for the period 23.09.2015 to 22.09.2020.

NBSPL or its associates including its relatives/analyst do not hold any financial interest/beneficial ownership of more than 1% in the company covered by Analyst (in case any financial interest is held kindly disclose)

NBSPL or its associates/analyst has not received any compensation from the company covered by Analyst during the past twelve months. NBSPL /analyst has not served as an officer, director or employee of company covered by Analyst and has not been engaged in market making activity of the company covered by Analyst.

The views expressed are based solely on information available publicly and believed to be true. Investors are advised to independently evaluate the market conditions/risks involved before making any investment decision.

Stock Name	Call (Buy/Sell)	Entry price	Targets	Stop Loss	Duration	Status

NIFTY50 Options OI (CE OI = Resistance) (PE OI = Support)

Symbol	Highest CE OI	Highest PE OI	CMP
ADANIPTS	800	700	707
ASIANPAINT	2500	2300	2443
AXISBANK	850	700	708
BAJAJ-AUTO	4000	4000	3606
BAJAJFINSV	10500	9000	9217
BAJFINANCE	5500	5200	5274
BHARTIARTL	600	500	524
BPCL	460	460	426
BRITANNIA	4000	3500	3539
CIPLA	900	800	790
COALINDIA	160	150	133
DIVISLAB	3800	3300	3488
DRREDDY	4600	4200	4354
EICHERMOT	3000	2500	2660
GAIL	160	140	131
GRASIM	1400	1200	1389
HCLTECH	1000	900	975
HDFC	2700	2500	2466
HDFCBANK	1600	1400	1483
HDFCLIFE	750	700	676
HEROMOTOCO	3500	3000	3041
HINDALCO	340	310	318
HINDUNILVR	2400	2200	2319
ICICIBANK	600	550	568
ITC	230	210	216

NIFTY50 Options OI (CE OI = Resistance) (PE OI = Support)

Symbol	Highest CE OI	Highest PE OI	CMP
INDUSINDBK	1100	1060	959
INFY	1400	1200	1356
IOC	105	100	95
JSWSTEEL	450	400	438
KOTAKBANK	1900	1700	1787
LT	1600	1200	1371
M&M	900	800	813
MARUTI	8000	7000	7064
NESTLEIND	17000	16000	16491
NTPC	115	100	106
ONGC	120	100	105
POWERGRID	230	200	221
RELIANCE	2200	2000	2050
SBILIFE	1000	900	881
SBIN	400	350	360
SHREECEM	30000	26000	27855
SUNPHARMA	600	550	586
TATAMOTORS	350	300	294
TATASTEEL	800	700	704
TCS	3200	3000	3123
TECHM	1100	900	993
TITAN	1540	1480	1488
ULTRACEMCO	7000	6800	6835
UPL	650	610	610
WIPRO	450	400	412

DISCLOSURES

Research Reports that are published by Nirmal Bang Securities Private Limited (hereinafter referred to as "NBSPL") are for private circulation only. NBSPL is a registered Research Analyst under SEBI (Research Analyst) Regulations, 2014 having Registration no. INH000001766. NBSPL is also a registered Stock Broker with National Stock Exchange of India Limited, BSE Limited, Metropolitan Stock Exchange of India Limited, Multi Commodity Exchange of India Limited, National Commodity and Derivative Exchange Limited and Indian Commodity Exchange Limited in cash and Equity and Commodities derivatives segments.

NBSPL has other business divisions with independent research teams separated by Chinese walls, and therefore may, at times, have different or contrary views on stocks and markets.

NBSPL or its associates have not been debarred / suspended by SEBI or any other regulatory authority for accessing / dealing in securities Market. NBSPL, its associates or analyst or his relatives do not hold any financial interest (Except Investment) in the subject company. NBSPL or its associates or Analyst do not have any conflict or material conflict of interest at the time of publication of the research report with the subject company. NBSPL or its associates or Analyst or his relatives may or may not hold beneficial ownership of 1% or more in the subject company at the end of the month immediately preceding the date of publication of this research report.

NBSPL or its associates / analyst has not received any compensation / managed or co-managed public offering of securities of the company covered by Analyst during the past twelve months. NBSPL or its associates have not received any compensation or other benefits from the company covered by Analyst or third party in connection with the research report. Analyst has not served as an officer, director or employee of Subject Company. NBSPL / analyst has not been engaged in market making activity of the subject company. Analyst Certification: The research analysts and authors of these reports, hereby certify that the views expressed in this research report accurately reflects my/our personal views about the subject securities, issuers, products, sectors or industries. It is also certified that no part of the compensation of the analyst(s) was, is, or will be directly or indirectly related to the inclusion of specific recommendations or views in this research. The analyst(s) principally responsible for the preparation of this research report and has taken reasonable care to achieve and maintain independence and objectivity in making any recommendations.

DISCLAIMER

This report is for the personal information of the authorized recipient and does not construe to be any investment, legal or taxation advice to you. NBSPL is not soliciting any action based upon it. Nothing in this research shall be construed as a solicitation to buy or sell any security or product,

or to engage in or refrain from engaging in any such transaction. In preparing this research, we did not take into account the investment objectives, financial situation and particular needs of the reader.

This research has been prepared for the general use of the clients of NBSPL and must not be copied, either in whole or in part, or distributed or redistributed to any other person in any form. If you are not the intended recipient you must not use or disclose the information in this research in any way. Though disseminated to all the customers simultaneously, not all customers may receive this report at the same time. NBSPL will not treat recipients as customers by virtue of their receiving this report. This report is not directed or intended for distribution to or use by any person or entity resident in a state, country or any jurisdiction, where such distribution, publication, availability or use would be contrary to law, regulation or which would subject NBSPL & its group companies to registration or licensing requirements within such jurisdictions.

The report is based on the information obtained from sources believed to be reliable, but we do not make any representation or warranty that it is accurate, complete or up-to-date and it should not be relied upon as such. We accept no obligation to correct or update the information or opinions in it. NBSPL or any of its affiliates or employees shall not be in any way responsible for any loss or damage that may arise to any person from any inadvertent error in the information contained in this report. NBSPL or any of its affiliates or employees do not provide, at any time, any express or implied warranty of any kind, regarding any matter pertaining to this report, including without limitation the implied warranties of merchantability, fitness for a particular purpose, and non-infringement. The recipients of this report should rely on their own investigations.

This information is subject to change without any prior notice. NBSPL reserves its absolute discretion and right to make or refrain from making modifications and alterations to this statement from time to time. Nevertheless, NBSPL is committed to providing independent and transparent recommendations to its clients, and would be happy to provide information in response to specific client queries.

Before making an investment decision on the basis of this research, the reader needs to consider, with or without the assistance of an adviser, whether the advice is appropriate in light of their particular investment needs, objectives and financial circumstances. There are risks involved in securities trading. The price of securities can and does fluctuate, and an individual security may even become valueless. International investors are reminded of the additional risks inherent in international investments, such as currency fluctuations and international stock market or economic conditions, which may adversely affect the value of the investment. Opinions expressed are subject to change without any notice. Neither the company nor the director or the employees of NBSPL accept any liability whatsoever for any direct, indirect, consequential or other loss arising from any use of this research and/or further communication in relation to this research. Here it may be noted that neither NBSPL, nor its directors, employees, agents or representatives shall be liable for any damages whether direct or indirect, incidental, special or consequential including lost revenue or lost profit that may arise from or in connection with the use of the information contained in this report.

Copyright of this document vests exclusively with NBSPL.

Our reports are also available on our website www.nirmalbang.com